

**Exam** : **FD0-330**

**Title** : Interstage Certified Prof -  
Business Process Manager  
V7

**Version** : Demo

1. Which of the following statements describes the Component type of workflow?
- A. A workflow that drives software and automated processes without human intervention
  - B. Can be thought of as one of the goals in a business production process.
  - C. Can automate a labour-intensive business process for the moment but can integrate new automation processes as they appear.
  - D. All of the above

**Answer: D**

2. In the Interstage BPM Client Architecture, which of the following UI components presents a list of processes, process definitions, and work items?
- A. Organizer
  - B. Overview
  - C. Process/process definition viewer/editor
  - D. Activity detail view

**Answer: A**

3. Which of the following correctly describes the 'No Reassignment Mode' of operation for Interstage BPM ?
- A. In this mode anyone who is a current assignee for the activity or a process owner can reassign the activity to a new set of users
  - B. In this mode only a process owner can reassign an activity to a different set of user/s
  - C. In this mode, reassignment is completely disabled
  - D. In this mode, resassignment is disabled only for those users who are not process owners

**Answer: C**

4. Which of the following restrictions are necessary in order for a user to be able modify a template?

- (1) The template must be in draft mode
- (2) The user must acquire a lock on the template from the server
- (3) The user must have editing privileges
- (4) Changes to the template can only be committed atomically

- A. (2), (3)
- B. (1), (3)
- C. (1), (2), (3)
- D. (1), (2), (3), (4)

**Answer: D**

5. Which of the following items is NOT correct for this type of node?



- A. Marks the beginning of a workflow process
- B. A process definition may have more than one Start Node
- C. Activated by a process instance being started
- D. Produces an event on each out-going arrow

**Answer: B**

6. Which of the following is NOT mode for defining expressions in Interstage BPM?

- A. Constant Mode
- B. Variable Mode
- C. Default Mode
- D. Expression Mode

**Answer: C**

7. Which of the following is not a key feature of Interstage BPM?

- A. An enterprise-wide, scalable infrastructure for handling processes of all types
- B. The ability to easily create and modify visual business process models with no programming required
- C. A universal to-do list that can be organised and filtered
- D. A client-server architecture

**Answer: D**

8. Which of the following is not a key feature of Interstage BPM?

- A. A command line interface for fast access to functions
- B. An enterprise-wide, scalable infrastructure for handling processes of all types
- C. A universal to-do list that can be organised and filtered
- D. A web-enabled architecture

**Answer: A**

9. Which of the following is not a key feature of Interstage BPM?

- A. An enterprise-wide, scalable infrastructure for handling processes of all types
- B. A universal to-do list that can be organised and filtered
- C. A distributed storage system for documents and data
- D. Model API that allows both customised applications to communicate with the workflow engine and

existing products to be workflow enabled

**Answer: C**

10. Which of the following are industry-accepted types of workflow?

- A. Ad Hoc
- B. Process Discovery
- C. Collaborative
- D. All of the Above

**Answer: D**

11. Which of the following is NOT an industry-accepted type of workflow?

- A. Collaborative
- B. Process Discovery
- C. Inline
- D. Ad Hoc

**Answer: C**

12. Which of the following is NOT an industry-accepted type of workflow?

- A. Inline
- B. Ad Hoc
- C. Process Discovery
- D. Collaborative

**Answer: A**

13. The ability to modify or alter a running process is a key feature of which of the following workflow types?

- A. Production
- B. Ad Hoc
- C. Process Discovery
- D. Collaborative

**Answer: B**

14. Which of the following statements describes where the use of the Ad Hoc workflow type is most appropriate?

- A. It can be used as a planning tool
- B. Its goal is to define a repeatable workflow system
- C. It is used for project management of a large and complex process
- D. None of the above

**Answer: A**

15. Although the following characteristics are useful in most workflow types, which of them is a key feature of an Ad Hoc type of workflow?

- A. Following stringent predetermined rules that never change
- B. Record, organize and refine existing business processes while they are occurring
- C. Used to assist in complex decision making where each case may be unique but must be handled in the correct order.
- D. The ability to modify or alter a running process

**Answer: D**

16. When is the Process Discovery workflow type typically used?

- A. Used as a planning tool in which a user may instantiate a process definition only once.
- B. Used in those situations where individuals have evolved their job description by on-the-job experience
- C. Used to assist in complex decision making where each case may be unique but must be handled in the correct order
- D. Used to ensure that regular business practice adhere to company policy

**Answer: B**

17. The Process Discovery workflow is a form of what other type of workflow?

- A. Ad Hoc
- B. Collaborative
- C. Administrative
- D. Component

**Answer: A**

18. The combination of sub-processes and process editing features provided by IBPM allow which workflow types to be supported?

- A. Production, Case Handling
- B. Ad-Hoc, Process Discovery
- C. Production, Component
- D. Collaborative, Component

**Answer: B**

19. Which of the following statements is correct about Collaborative workflow?

- (a) A system in which the users continuously see updated information in real time.
- (b) A form of workflow that might be used for project management of a large and complicated process, in which a teams activities are planned for the next time period, evaluating and modifying the plans periodically along the way.

A. (a)

B. (b)

C. (a), (b)

D. None of the above

**Answer: C**

20. Which type of workflow does the following statement describe?

A system in which the users continuously see updated information in real time.?

A. Production

B. Process Discovery

C. Collaborative

D. None of the above

**Answer: C**

# Trying our product !




- ★ **100%** Guaranteed Success
- ★ **100%** Money Back Guarantee
- ★ **365 Days** Free Update
- ★ **Instant Download** After Purchase
- ★ **24x7** Customer Support
- ★ Average **99.9%** Success Rate
- ★ More than **69,000** Satisfied Customers Worldwide
- ★ Multi-Platform capabilities - **Windows, Mac, Android, iPhone, iPod, iPad, Kindle**

## Need Help

Please provide as much detail as possible so we can best assist you.

To update a previously submitted ticket:



 <b>One Year Free Update</b> <p>Free update is available within One Year after your purchase. After One Year, you will get 50% discounts for updating. And we are proud to boast a 24/7 efficient Customer Support system via Email.</p>	 <b>Money Back Guarantee</b> <p>To ensure that you are spending on quality products, we provide 100% money back guarantee for 30 days from the date of purchase.</p>	 <b>Security &amp; Privacy</b> <p>We respect customer privacy. We use McAfee's security service to provide you with utmost security for your personal information &amp; peace of mind.</p>
---	---	--

## Guarantee & Policy | Privacy & Policy | Terms & Conditions

Any charges made through this site will appear as Global Simulators Limited.

All trademarks are the property of their respective owners.

Copyright © 2004-2014, All Rights Reserved.