

**Exam** : **000-400**

**Title** : IBM WebSphere  
Operational Decision  
Management V8.0  
Application Development

**Version** : DEMO

1. An application developer must implement verbalization changes in a rule project. This rule project:

- is primarily maintained by rule authors in Decision Center which is the source of record ("source of truth").
- is not present in the application developer's Rule Designer workspace.
- does not have any dependency to or from any other rule project.
- contains historical versions of rules that should be retained.

What should the application developer do?

- A. Publish the rule project to a Rule Solutions for Office RuleDoc, implement rule changes and update Decision Center
- B. Create a new "Rule Project from Decision Center" in Rule Designer, implement verbalization changes and publish to Decision Center
- C. Create a new "Rule Project" in Rule Designer, synchronize it with the rule project from Decision Center, implement verbalization changes and publish to Decision Center
- D. Choose "Export Current Project State" in Decision Center, import the ".zip" file in Rule Designer, implement verbalization changes, delete the Decision Center rule project and import it back with a ".zip" file exported from Rule Designer

**Answer: B**

2. Due to recent government legislation regarding mortgages, a financial institution needs to improve its governance processes by ensuring that all deployed changes to loan processing rules are traceable for auditing purposes. What should the application developer do to set up the Decision Center environment?

- A. Turn on the default Decision Center tracing.
- B. Create deployment baselines for each RuleApp deployment.
- C. Work with the rule authors to define loan processing rule templates.
- D. Work with the business analysts to design custom queries that return all deployed loan processing rules.

**Answer: B**

3. Decision Center contains the following:

- Two rule projects: CorporateRiskAssessment and NewYorkRiskAssessment.
- One RuleApp RiskAssessmentRuleApp with a single ruleset CorporateRiskAssessmentRuleset.

An application developer needs to deploy the NewYorkRiskAssessment rule project to Rule Execution Server as a separate ruleset. Updates to NewYorkRiskAssessment need to be deployed in a single action with updates to CorporateRiskAssessment. How should the application developer setup the RuleApp structure in Decision Center to accomplish these requirements?

- A. Under Configure > Manage RuleApps, click Deploy to add the NewYorkRiskAssessmentRuleset ruleset.
- B. Under Configure > Manage RuleApps, click New to create a new NewYorkRiskAssessmentRuleset ruleset.
- C. Under Configure > Manage RuleApps, select RiskAssessmentRuleApp and click Edit to add the NewYorkRiskAssessmentRuleset ruleset.
- D. Select the NewYorkRiskAssessment rule project on the Home tab, and under Project > Manage

Subbranches and Baselines > Baselines, click New to add the NewYorkRiskAssessmentRuleset ruleset.

**Answer: C**

4. An application developer is in charge of synchronizing changes in a rule project between Decision Center and the Source Code Control (SCC) tool used for development. Which rule project artifacts should the application developer exclude from SCC?

- A. resources and templates folders
- B. resources folder and .syncEntries file
- C. output folder and .syncEntries file
- D. output, templates and queries folders

**Answer: C**

5. The following user groups are in the Decision Center: ?Authors: can create rules and set the status to defined after authoring is complete ?Testers: can only view rules in defined status and change status to validated after testing is complete ?Deployers: can only view rules in validated status and change status to deployed ?Administrators: have all permissions What mechanism can the application developer use to implement the above governance policy?

- A. Implement a rule session interceptor in Decision Center.
- B. Use the built-in Decision Center permission management.
- C. Set up the user group permissions in Decision Center.
- D. Set up the user group permissions and implement a session controller in Decision Center.

**Answer: D**

# Trying our product !




- ★ **100%** Guaranteed Success
- ★ **100%** Money Back Guarantee
- ★ **365 Days** Free Update
- ★ **Instant Download** After Purchase
- ★ **24x7** Customer Support
- ★ Average **99.9%** Success Rate
- ★ More than **69,000** Satisfied Customers Worldwide
- ★ Multi-Platform capabilities - **Windows, Mac, Android, iPhone, iPod, iPad, Kindle**

## Need Help

Please provide as much detail as possible so we can best assist you.

To update a previously submitted ticket:



 <b>One Year Free Update</b> <p>Free update is available within One Year after your purchase. After One Year, you will get 50% discounts for updating. And we are proud to boast a 24/7 efficient Customer Support system via Email.</p>	 <b>Money Back Guarantee</b> <p>To ensure that you are spending on quality products, we provide 100% money back guarantee for 30 days from the date of purchase.</p>	 <b>Security &amp; Privacy</b> <p>We respect customer privacy. We use McAfee's security service to provide you with utmost security for your personal information &amp; peace of mind.</p>
---	---	--

## Guarantee & Policy | Privacy & Policy | Terms & Conditions

Any charges made through this site will appear as Global Simulators Limited.

All trademarks are the property of their respective owners.

Copyright © 2004-2014, All Rights Reserved.