

Exam : **000-883**

Title : IBM Tivoli Composite Appl
Mgr for WebSphere v6.0
Implement

Version : DEMO

1. The IMS Data Collector participates in monitoring Composite Requests. What is a Composite Request?

- A. a transaction flowing between J2EE and IMS over IMS Connect
- B. a transaction flowing between J2EE and any hierarchical database
- C. a transaction flowing between a COBOL program and an IMS Database
- D. a transaction flowing between J2EE and IMS using cross memory services

Answer:A

2. On distributed systems, the Data Collector is installed into the WebSphere Application Server instance. Where is the Data Collector installed on z/OS platforms? (Choose two.)

- A. the SMF address space
- B. the WebSphere Application Server JVM
- C. the CYN1 Common Services address space
- D. the WebSphere Application Server control region
- E. the WebSphere Application Server (WAS) server region

Answer: BE

3. With ITCAM for WebSphere, the database port must be provided. How can you determine the port that is being used by the DB2 instance?

- A. You use the db2 listdb2port command.
- B. It is provided when the database is installed.
- C. The port is discovered dynamically during the install.
- D. You use the db2 get dbm cfg command or viewing /etc/services.

Answer: D

4. After completing an ITCAM for WebSphere embedded install, what should be done first to verify a successful installation of WebSphere?

- A. create a schedule
- B. configure a data collector
- C. check for ITCAM process ID

D. log on to the WebSphere Administrative console

Answer: D

5. Which ITCAM for WebSphere component collects aggregated data from the Publish Server and places data into the performance analysis database for reporting?

A. Kernel

B. Archive Agent

C. Publish Server

D. Global Publishing Server

Answer: B

6. Which file is used with the ITCAM for WebSphere Data Collector silent install?

A. dc.txt

B. dcInputFile

C. dcInputs.txt

D. dc_silent_input.txt

Answer: C

7. What other than TCP/IP sockets does ITCAM for WebSphere use ports for?

A. IMS

B. RMI

C. SQL

D. XML

Answer: B

8. Which of the following combinations is supported for composite transactions that involve CICS regions?
(Choose two.)

A. WebSphere on z/OS to CICS on z/OS

B. CICS on z/OS to WebSphere on z/OS

C. CICS on Windows to WebSphere on z/OS

D. WebSphere on Windows to CICS on Windows

E. WebSphere on AIX or Solaris to CICS on z/OS

Answer:AE

9. Given a successful ITCAM for WebSphere Managing Server and Data Collector installation, which product functions could be added to a product verification plan. (Choose three.)

A. SNMP Trap

B. heap analysis

C. database analysis

D. view WLM-JVM threads

E. application monitor traps

F. recent activity metrics (heap size, JVM, CPU)

Answer:ABF

10. Which of the following ports should be used when ITCAM for WebSphere Data Collectors are being installed in a network deployment environment?

A. HTTP port of the deployment manager B.

SOAP port of the deployment manager C.

the SOAP port of the local admin server

D. the bootstrap port of the local admin server

Answer: B

11. Which protocol does the ITCAM for WebSphere graphical installer use to deploy the application on WebSphere Application Server?

A. Remote Procedure Calls (RPC)

B. Simple Object Access Protocol (SOAP)

C. Distributed Component Object Model (DCOM)

D. Common Object Request Broker Architecture (CORBA)

Answer: B

12. In order to support a Managing Server on the Windows platform, what must be installed and configured?

- A. ssh server
- B. LDAP user authentication
- C. Microsoft Services for UNIX
- D. Active Directory directory services

Answer: C

13. You are using a remote DB2 database server to install ITCAM for WebSphere Managing Server. What information about the remote DB2 server is required to accomplish this? (Choose three.)

- A. DB2 listening port
- B. remote DB2 server root password
- C. remote DB2 server install directory
- D. hostname of the remote DB2 Server
- E. remote DB2 SID that will be used by MS
- F. user account and password with DBA privileges

Answer: ADF

14. Which statement is true about the user accounts created before installing the ITCAM for WebSphere Managing Server (MS)?

- A. On UNIX, the user account that is used to start and stop the MS must belong to the 'sysadmin' group.
- B. On Windows, the user account that is used to start and stop the MS must belong to the 'Administrators' group.
- C. On UNIX, the user account that is used to start and stop the MS must belong to the 'amuser' group created using 'groupadd amuser' command or its equivalent.
- D. On UNIX, the user account that is used to start and stop the MS must belong to the 'Administrator' group created using 'groupadd Administrator' command or its equivalent.

Answer: B

15. During DB2 installation a user is selected that will own the ITCAM for WebSphere database schema. What post installation step must be performed for that user to access the database?

- A. source the DB2 profile
- B. source the user profile
- C. modify users path to include \$JAVA_HOME
- D. add \$WAS_HOME and \$JAVA_HOME to users profile

Answer:A

16. The java.security.policy custom property (JVM) parameter configured into WebSphere Application Server for the ITCAM for WebSphere Data Collector points to which policy file?

- A. app.policy
- B. java.policy
- C. server.policy
- D. datacollector.policy

Answer: D

17. If the ITCAM for WebSphere Data Collector is installed in a WebSphere Network Deployment environment, which three components need to be re-started? (Choose three.)

- A. Node Agent
- B. Web Browser
- C. Managing Server
- D. Deployment Manager
- E. local operating system
- F. WebSphere instance(s) monitored

Answer: ADF

18. Which default ports are used for the Primary and Secondary Kernel's 'RFS Server port'?

- A. 9118 and 9119
- B. 9120 and 9121
- C. 9140 and 9141

D. 9150 and 9151

Answer: B

19. Which of the following installation programs provide only a text-based interactive interface?

A. Data Collector installation on z/Linux

B. Managing Server installation on z/Linux

C. ITCAM for WebSphere TEMA installation on UNIX

D. application support for ITCAM for WebSphere TEMA on Windows

Answer: C

20. If global security is enabled on the WebSphere Application Server, on which the Data Collector is being installed, what must be done during the installation?

A. enter amuser password

B. create WAS admin user C. use root/administrator during installation

D. enter Global Security Username/password

Answer: D

This document was created with Win2PDF available at <http://www.win2pdf.com>.
The unregistered version of Win2PDF is for evaluation or non-commercial use only.
This page will not be added after purchasing Win2PDF.

Trying our product !




- ★ **100%** Guaranteed Success
- ★ **100%** Money Back Guarantee
- ★ **365 Days** Free Update
- ★ **Instant Download** After Purchase
- ★ **24x7** Customer Support
- ★ Average **99.9%** Success Rate
- ★ More than **69,000** Satisfied Customers Worldwide
- ★ Multi-Platform capabilities - **Windows, Mac, Android, iPhone, iPod, iPad, Kindle**

Need Help

Please provide as much detail as possible so we can best assist you.

To update a previously submitted ticket:



 One Year Free Update <p>Free update is available within One Year after your purchase. After One Year, you will get 50% discounts for updating. And we are proud to boast a 24/7 efficient Customer Support system via Email.</p>	 Money Back Guarantee <p>To ensure that you are spending on quality products, we provide 100% money back guarantee for 30 days from the date of purchase.</p>	 Security & Privacy <p>We respect customer privacy. We use McAfee's security service to provide you with utmost security for your personal information & peace of mind.</p>
---	---	--

Guarantee & Policy | Privacy & Policy | Terms & Conditions

Any charges made through this site will appear as Global Simulators Limited.

All trademarks are the property of their respective owners.

Copyright © 2004-2014, All Rights Reserved.