Vendor: Microsoft

Exam Code:PL-600

Exam Name: Microsoft Power Platform Solution Architect

Version: Demo

QUESTION 1

HOTSPOT

You need to ensure that the solution meets the data security and compliance requirements.

What should you recommend? To answer, select the appropriate options in the answer area.

NOTE: Each correct selection is worth one point.

Hot Area:

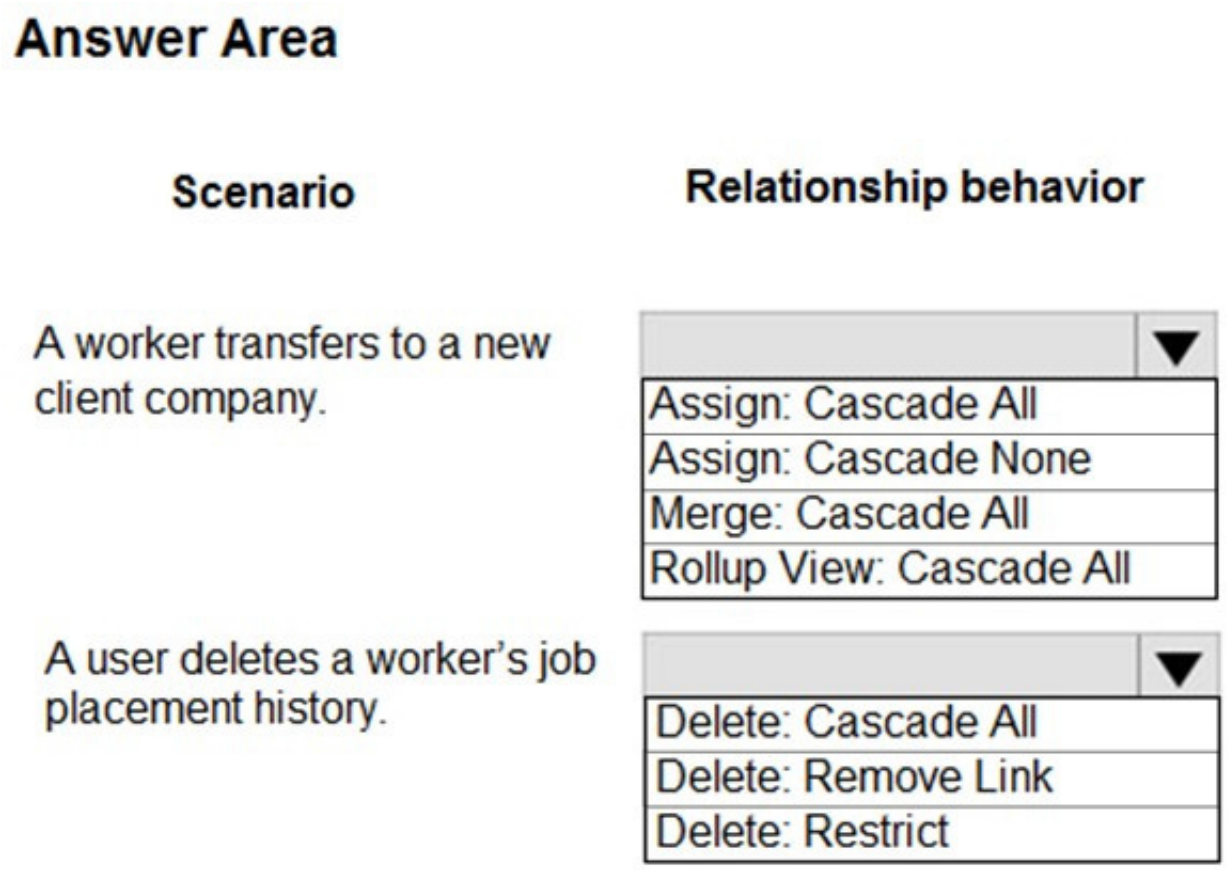

Correct Answer:

Answer Area

Scenario	Relationship behavior
A worker transfers to a new client company.	Assign: Cascade All Assign: Cascade None Merge: Cascade All Rollup View: Cascade All
A user deletes a worker's job placement history.	Delete: Cascade All Delete: Remove Link Delete: Restrict

Box 1: Assign: Cascade None

Scenario: Worker still records must be archived after ten years and are then removed from the main system.

Assign: The referenced table record owner is changed.

Cascade None: Do nothing.

Incorrect Answers:

Cascade All: Perform the action on all referencing table records associated with the referenced table record.

Box 2: Delete: Restrict

Scenario: Worker information must not be deleted from the system while skill and job placement history records for the worker exist in the system.

Referential, Restrict Delete: In a referential, restrict delete relationship between two tables, you can navigate to any related rows. Actions taken on the parent row will not be applied to the child row, but the parent row cannot be deleted while

the child row exists. This is useful if you do not want child rows to become orphaned. This forces the user to delete all of the children before deleting the parent.

Reference:

https://docs.microsoft.com/en-us/powerapps/maker/data-platform/data-platform-entity-lookup

---

QUESTION 2

You are designing a Microsoft Power Platform solution for a company that has multiple Microsoft Dataverse environments.

You need to prevent specific users from accessing specific environments.

What should you do?

A. Remove all security roles from the users of the specific environments.

B. Remove the user from the business unit.

C. Remove the user from all security groups.

D. Remove the user from all teams.

Correct Answer: A

Microsoft Dataverse uses a role-based security model to help secure access to the database. Security roles can be used to configure environment-wide access to all resources in the environment.

Reference: https://docs.microsoft.com/en-us/power-platform/admin/database-security

---

QUESTION 3

HOTSPOT

You design a Power Platform solution for a customer. The solution uses Microsoft Dataverse as the data store. You are managing the go-live process for the solution.

The customer reports the following performance issues:

1.

Form load time is much slower than it was during testing.

2.

Overall system performance has been significantly slower that it was during testing.

You need to recommend how to troubleshoot system performance.

Which actions should you recommend? To answer, select the appropriate options in the answer area.

NOTE: Each correct selection is worth one point.

Hot Area:

Answer Area

Performance issue	Action
Slow form load times	Review workflows associated with the form events. Review QuickFind properties for the fields on the form. Review the fields that are on the form.
Overall slow system performance	Change all security roles from global read permissions to business unit permissions. Review one to many relationships to verify whether cascade settings are necessary. Change security roles from global read access to business unit to provide better performance.

Correct Answer:

Answer Area

Performance issue	Action
Slow form load times	Review workflows associated with the form events. Review QuickFind properties for the fields on the form. Review the fields that are on the form.
Overall slow system performance	Change all security roles from global read permissions to business unit permissions. Review one to many relationships to verify whether cascade settings are necessary. Change security roles from global read access to business unit to provide better performance.

Box 1: Review the fields that are on the form

Keep the number of table columns (fields) to a minimum.

The more table columns (formerly referred to as fields) you have in a form, the more data that needs to be downloaded to view each record.

Box 2: Review one to many relationships to verify whether cascade settings are necessary.

Reference:

https://docs.microsoft.com/en-us/powerapps/maker/model-driven-apps/optimize-form-performance

---

QUESTION 4

DRAG DROP

A new customer asks you to design a solution for a Power Apps app that uses Microsoft Dataverse.

The customer wants to keep the service process simple and save on both licensing and development time.

You need to recommend solutions for the customer.

What should you recommend? To answer, drag the appropriate setting to the correct drop targets. Each source may be used once, more than once, or not at all. You may need to drag the split bar between panes or scroll to view content.

NOTE: Each correct selection is worth one point.

Select and Place:

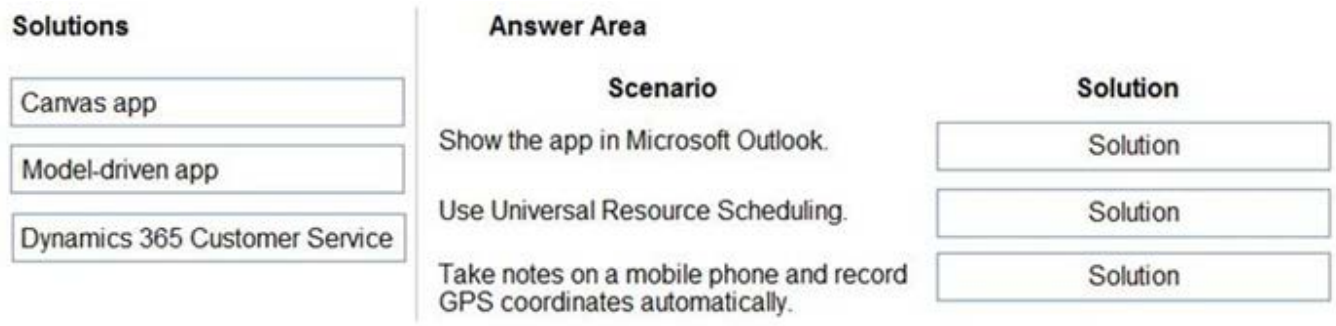

Correct Answer:

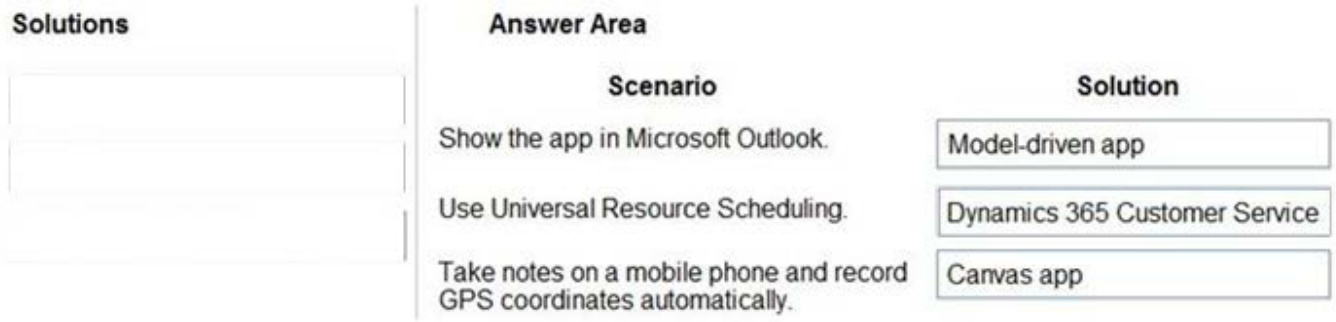

Box 1: Model-drive app

Integration with Microsoft Outlook requires a Model-driven app.

Box 2: Dynamics 365 Customer Service

Schedule anything in Dynamics 365 using Universal Resource Scheduling. You can enable scheduling for any entity in Dynamics 365 Sales, Field Service, Customer Service, and Project Service Automation, including custom entities.

Box 3: Canvas app

Reference:

https://docs.microsoft.com/en-us/dynamics365/common-scheduler/schedule-anything-with-universal-resource-scheduling

---

QUESTION 5

You are implementing a customer service solution that uses Power Automate flows to automate business processes.

A flow sends order status update emails to customers. Customers report not receiving order status update emails during peak order times.

You need to troubleshoot the issue by examining flow executions.

What should you use?

A. Flow information page in flow.microsoft.com

B. Solution history information page

C. Microsoft Power Platform admin center

D. Flow information page in make.powerapps.com

Correct Answer: B

View the history of a solution You can view details about solution operations from the Solutions area of Power Apps. An operation can be a solution import, export, or uninstall. The solution history displays information such as solution version, solution publisher, type of operation, operation start and end time, and operation status.

Reference: https://docs.microsoft.com/en-us/power-apps/maker/data-platform/solution-history

---

QUESTION 6

You are designing the data model for a school. The school wants to track students\\' enrollments in courses.

The system must meet the following requirements:

1.

Track the courses in which each student is enrolled.

2.

Track the students that are enrolled in each course.

3.

Track dates when each student enrolled in each course and the person who approved the enrollment.

4.

Allow users to create a report that details which students are enrolled in which courses.

You need to recommend a data model that will fit the school\\'s requirements. Which logical model should you recommend?

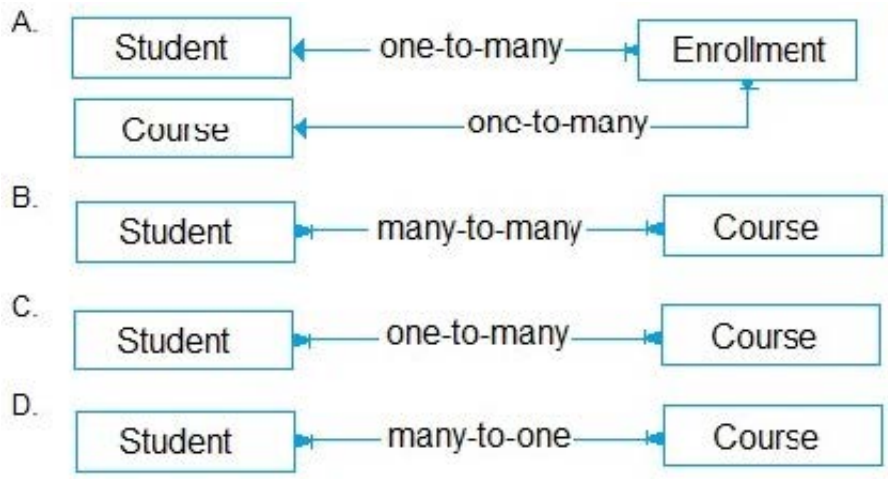

A. Option A

B. Option B

C. Option C

D. Option D

Correct Answer: A

Need a relationship table.

N:N (Many-to-Many): A table relationship that depends on a special Relationship table, sometimes called an Intersect table, so that many rows of one table can be related to many rows of another table.

When viewing rows of either table in a N:N relationship you can see a list of any rows of the other table that are related to it.

Reference:

https://docs.microsoft.com/en-us/powerapps/maker/data-platform/create-edit-entity-relationships

---

QUESTION 7

DRAG DROP

You are a Microsoft Power Platform architect.

You need to design a process to transport configuration and test data from one environment to a separate environment.

Which four actions should you recommend be performed in sequence? To answer, move the appropriate actions from the list of actions to the answer area and arrange them in the correct order.

Select and Place:

Actions

- Import the ZIP file data.
- Import the CSV file data.
- Define the schema of the source data to be exported.
- Use the schema to export data.
- Download the Configuration Migration tool from NuGet.
- Create personal views to define the source data to be exported.
- Download the schema of the source data to be exported.
- Download the Configuration Migration tool from AppSource.

Answer area

1
2
3
4

Correct Answer:

Actions

Import the CSV file data.

Create personal views to define the source data to be exported.

Download the schema of the source data to be exported.

Download the Configuration Migration tool from AppSource.

Answer area

1. Download the Configuration Migration tool from NuGet.
2. Define the schema of the source data to be exported.
3. Use the schema to export data.
4. Import the ZIP file data.

Transfer data and configurations between environments using the Configuration Migration tool. The process works as follows:

1.

Download the Configuration Migration tool for Dynamics 365 (if you don\\'t already have it).

2.

To get the tool, follow the instructions given in Download tools from NuGet. (Step 1)

3.

Make sure your source and destination environments are running the same version of Marketing.

4.

Use the Configuration Migration tool to generate a database schema based on your source environment. (Step 2)

5.

Export data from the source environment using the Configuration Migration tool together with the schema. (Step 3)

6.

Import the exported zip bundle onto the destination environment using the Configuration Migration tool. (Step 4)

Reference: https://learn.microsoft.com/en-us/dynamics365/marketing/transfer-data

---

QUESTION 8

A large company experiences high staff turnover rates. As a result, the company must add or remove multiple system user accounts daily.

You need to recommend a security concept which will facilitate complex security profiles to entities for large groups of users across the Power Apps and Dynamics 365 applications.

What should you recommend?

A. Hierarchy security

B. Field-level security

C. User access management

D. Team privileges

Correct Answer: D

User and team management is the area of Microsoft Dataverse where you can create and maintain user accounts and profiles.

A user is any person who works for a business unit who uses Dataverse. Each user has a user account. A team is a group of users. Teams let users across an organization collaborate and share information.

Note: Why use Dataverse?

1.

Easy to secure - Data is securely stored so that users can see it only if you grant them access. Role- based security allows you to control access to tables for different users within your organization.

2.

Data from your Dynamics 365 applications is also stored within Dataverse, allowing you to quickly build apps that use your Dynamics 365 data and extend your apps with Power Apps.

Reference: https://docs.microsoft.com/en-us/powerapps/developer/data-platform/user-team-entities
https://docs.microsoft.com/en-us/powerapps/maker/data-platform/data-platform-intro

---

QUESTION 9

A company is struggling to gather insights from won and lost opportunities.

Users must be able to access the company\\'s solution from mobile and desktop devices. The solution must meet the following requirements:

Track opportunities and reasons for the win or loss of opportunities in the context of other related data.

Display data to users as charts and tables and provide drill-through capabilities.

You need to recommend a Power Platform tool to help the client visualize the data.

Which two technologies should you recommend? Each correct answer presents a complete solution.

NOTE: Each correct selection is worth one point.

A. Power BI

B. Power Automate

C. Power Virtual Agents

D. Power Apps

Correct Answer: AD

A: Power BI is a business analytics service by Microsoft. It aims to provide interactive visualizations and business intelligence capabilities with an interface simple enough for end users to create their own reports and dashboards. It is part of the Microsoft Power Platform.

D: Power BI Apps are an easy way for designers to share different types of content at one time. App designers create the dashboards and reports and bundle them together into an app. The designers then share or publish the app to a location where you, the business user, can access it. Because related dashboards and reports are bundled together, it\\'s easier for you to find and install in both the Power BI service (https://powerbi.com) and on your mobile device. After you install an app, you don\\'t have to remember the names of a lot of different dashboards or reports because they\\'re all together in one app, in your browser or on your mobile device.

Reference:

https://docs.microsoft.com/en-us/power-bi/consumer/end-user-apps

---

QUESTION 10

HOTSPOT

You need to recommend a collaboration tool for each group.

Which tool should you use? To answer, select the appropriate tool in the answer area.

NOTE: Each correct selection is worth one point.

Hot Area:

Answer Area

Group	Tool
Maintenance supervisors	Microsoft Teams Notes Power Apps portal Posts
Aircraft maintenance vendors	Dynamics 365 Workspace Notes Power Apps portal Posts

Correct Answer:

Answer Area

Group	Tool
Maintenance supervisors	Microsoft Teams Notes Power Apps portal Posts
Aircraft maintenance vendors	Dynamics 365 Workspace Notes Power Apps portal Posts

Box 1: Microsoft Teams

Maintenance supervisors must not have access to Dynamics 365 Customer Service. The supervisors must be able to communicate with the contracts team about contracts.

Box 2: Dynamics 365 Workspace

Aircraft maintenance vendors must have only view and upload privileges to their invoices and receipts.

The Expense management mobile workspace lets users capture and upload a receipt, so that they can attach it to an expense report later.

Reference: https://docs.microsoft.com/en-us/dynamics365/project-operations/prod-exp/expense-management-mobile-workspace

---

QUESTION 11

You need to create an Agent security role.

Which three actions should you recommend? Each correct answer presents part of the solution.

NOTE: Each correct selection is worth one point.

A. Add security to the seat entity and assign users to the Agents role.

B. Add security to the Core Records and assign users to the Customer Service Representative role.

C. Copy the Microsoft Dataverse Basic User role.

D. Rename the Customer Service Representative role to Agents.

E. Copy the Customer Service Representative role.

F. Name the new role Agents.

Correct Answer: BEF

Scenario: The security rule for agents must contain the privileges in the default Customer Service Representative security role.

Create a security role by Copy Role:

Step 1 (E): Copy the Customer Service Representative role.

Step 2 (F): Select the New Role Name.

Step 3: (B): When Copying Role is complete, navigate to each tab, ie Core Records, Business Management, Customization, etc.

Set the privileges on each tab.

Reference:

https://docs.microsoft.com/en-us/power-platform/admin/create-edit-security-role

---

QUESTION 12

HOTSPOT

You are supporting a recent go-live for a model-driven app that includes mobile offline functionality.

Users report the following issues:

The process of downloading initial metadata for the app takes hours to complete.

Some account views are unavailable when the app is offline.

Changes to users' security privileges are not reflected in the mobile app.

Contact data is not available when the app is offline.

You need to resolve the mobile app performance issues.

What should you review? To answer, select the appropriate options in the answer area. NOTE: Each correct selection is worth one point.

Hot Area:

Answer Area

Issue	Resolution
The process of downloading initial metadata for the app takes hours to complete.	Synchronize the mobile app. Remove organization data filters. Reduce records included in the profile filter.
Changes to users' security privileges are not reflected in the mobile app.	Synchronize the mobile app. Reduce records included in the profile filter. Remove reference to tables not included in mobile profile.
Some account views are unavailable when the app is offline.	Synchronize the mobile app. Reduce records included in the profile filter. Remove reference to tables not included in mobile profile.
Contact data is not available when the app is offline.	Reduce records included in the profile filter. Update mobile profile to include contact information. Remove reference to tables not included in mobile profile.

Correct Answer:

Answer Area

Issue	Resolution
The process of downloading initial metadata for the app takes hours to complete.	Synchronize the mobile app. Remove organization data filters. Reduce records included in the profile filter.
Changes to users' security privileges are not reflected in the mobile app.	Synchronize the mobile app. Reduce records included in the profile filter. Remove reference to tables not included in mobile profile.
Some account views are unavailable when the app is offline.	Synchronize the mobile app. Reduce records included in the profile filter. Remove reference to tables not included in mobile profile.
Contact data is not available when the app is offline.	Reduce records included in the profile filter. Update mobile profile to include contact information. Remove reference to tables not included in mobile profile.